

```
> with(plots):
> expsums[0] := 1;
expsums0 := 1 (1)
```

```
> for n from 1 to 5 do expsums[n] := 1+int(expsums[n-1],x) end do;
expsums1 := 1 + x
```

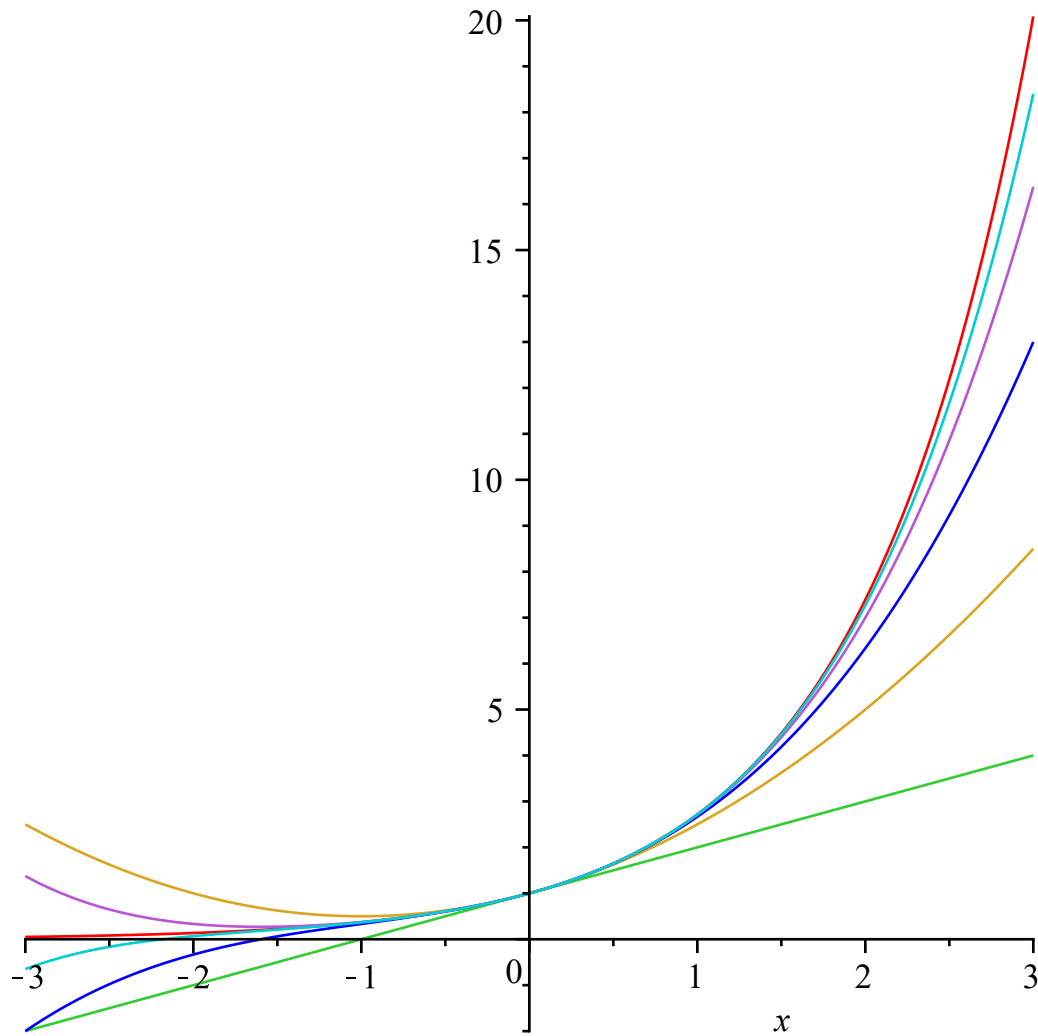
$$\text{expsums}_2 := 1 + x + \frac{1}{2} x^2$$

$$\text{expsums}_3 := 1 + x + \frac{1}{2} x^2 + \frac{1}{6} x^3$$

$$\text{expsums}_4 := 1 + x + \frac{1}{2} x^2 + \frac{1}{6} x^3 + \frac{1}{24} x^4$$

$$\text{expsums}_5 := 1 + x + \frac{1}{2} x^2 + \frac{1}{6} x^3 + \frac{1}{24} x^4 + \frac{1}{120} x^5 \quad (2)$$

```
> plot([exp(x), seq(expsums[n], n=1..5)], x = -3..3);
```



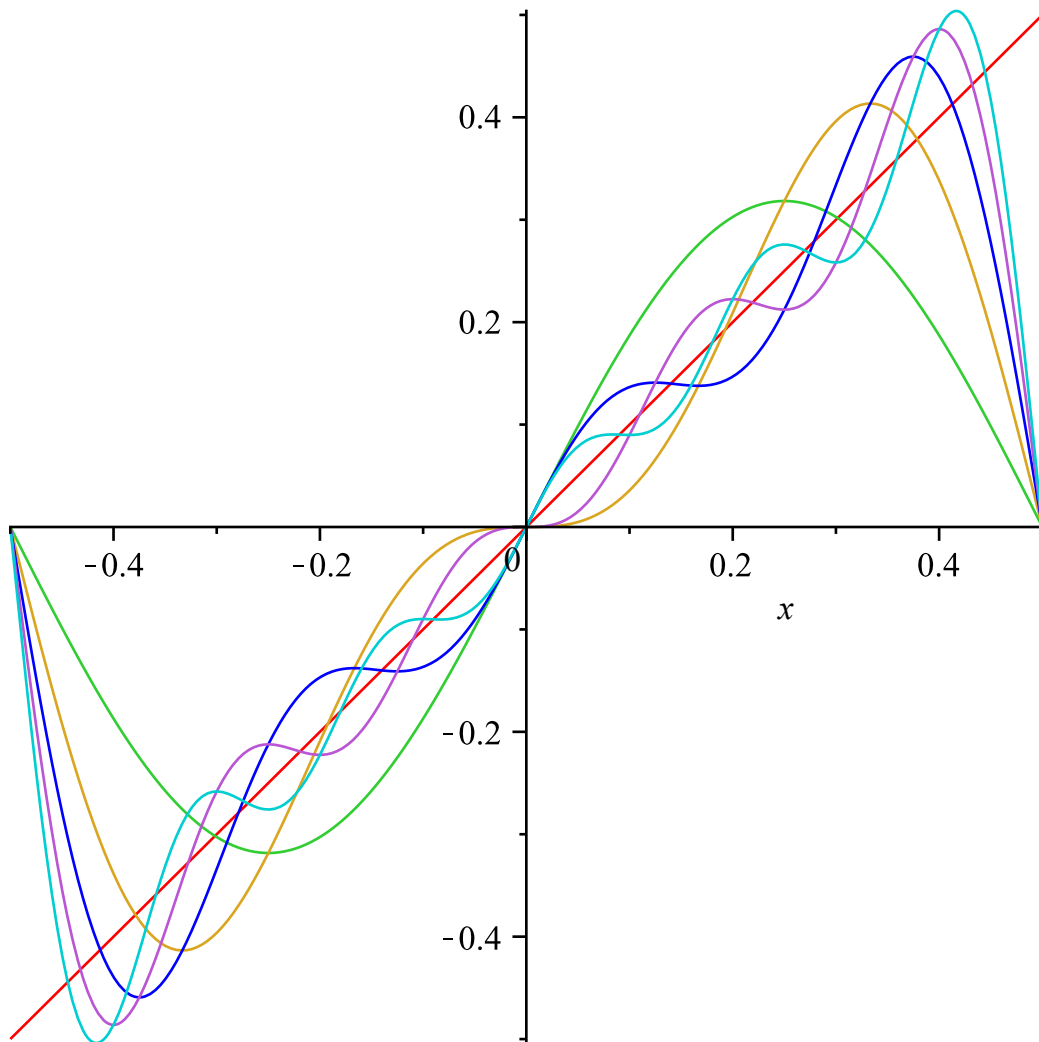
```
> fsums[1] := sin(2*Pi*x)/Pi;
fsums1 :=  $\frac{\sin(2\pi x)}{\pi}$  (3)
```

```
> for n from 2 to 50 do fsums[n] := fsums[n-1]+(-1)^(n+1)*sin(2*Pi*
n*x)/(n*Pi) end do:
```

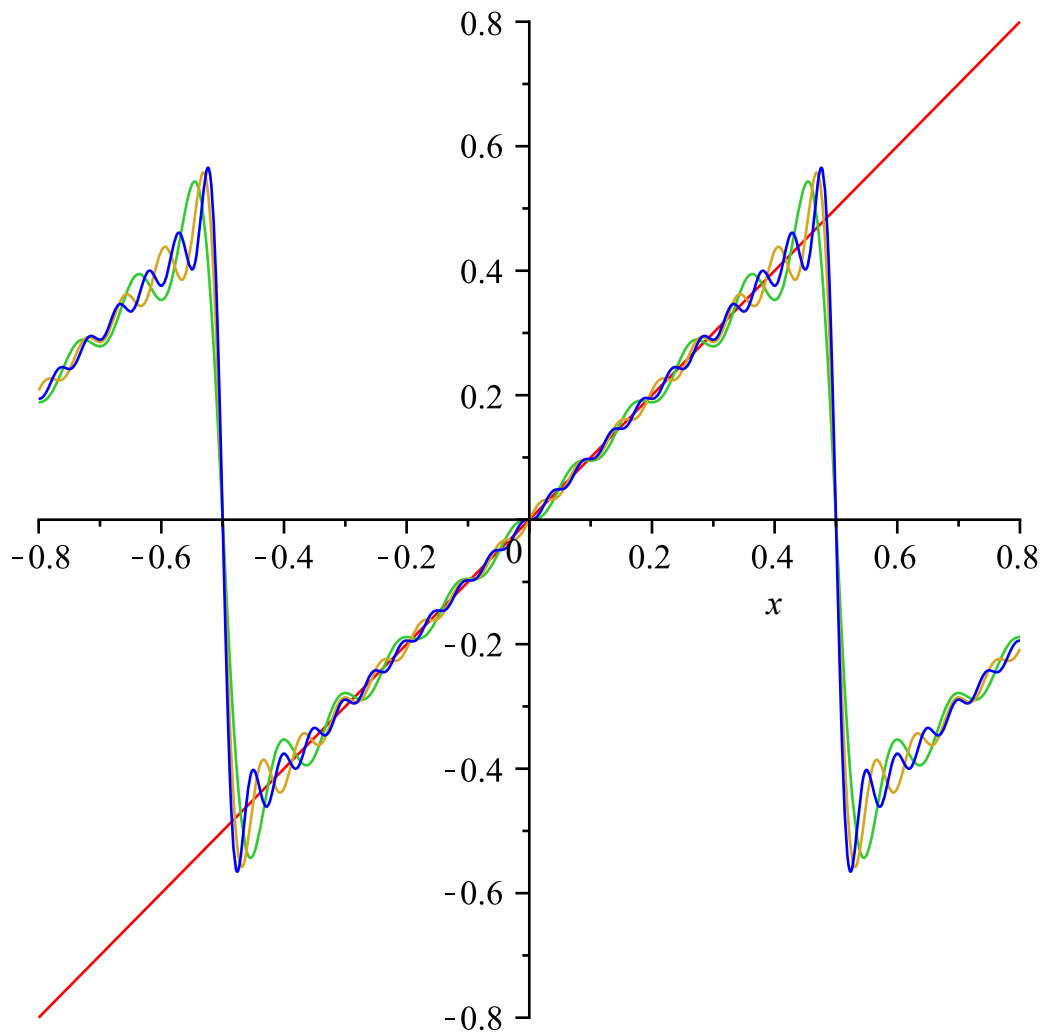
```
> fsums[20];
```

$$\begin{aligned} & \frac{\sin(2\pi x)}{\pi} - \frac{1}{2} \frac{\sin(4\pi x)}{\pi} + \frac{1}{3} \frac{\sin(6\pi x)}{\pi} - \frac{1}{4} \frac{\sin(8\pi x)}{\pi} + \frac{1}{5} \frac{\sin(10\pi x)}{\pi} \\ & - \frac{1}{6} \frac{\sin(12\pi x)}{\pi} + \frac{1}{7} \frac{\sin(14\pi x)}{\pi} - \frac{1}{8} \frac{\sin(16\pi x)}{\pi} + \frac{1}{9} \frac{\sin(18\pi x)}{\pi} \\ & - \frac{1}{10} \frac{\sin(20\pi x)}{\pi} + \frac{1}{11} \frac{\sin(22\pi x)}{\pi} - \frac{1}{12} \frac{\sin(24\pi x)}{\pi} + \frac{1}{13} \frac{\sin(26\pi x)}{\pi} \\ & - \frac{1}{14} \frac{\sin(28\pi x)}{\pi} + \frac{1}{15} \frac{\sin(30\pi x)}{\pi} - \frac{1}{16} \frac{\sin(32\pi x)}{\pi} + \frac{1}{17} \frac{\sin(34\pi x)}{\pi} \\ & - \frac{1}{18} \frac{\sin(36\pi x)}{\pi} + \frac{1}{19} \frac{\sin(38\pi x)}{\pi} - \frac{1}{20} \frac{\sin(40\pi x)}{\pi} \end{aligned} \quad (4)$$

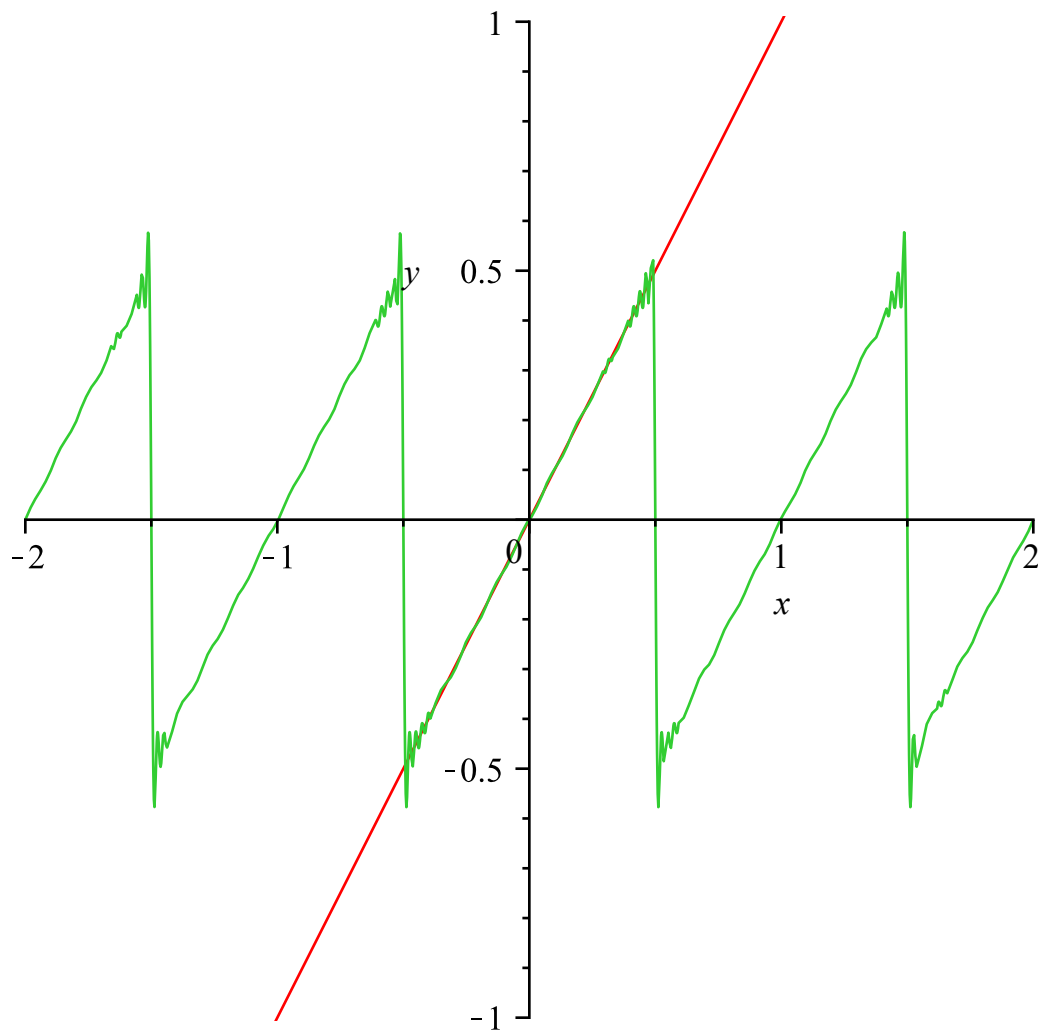
```
> plot([x,seq(fsums[n],n=1..5)],x = -0.5..0.5);
```



```
> plot([x,seq(fsums[5+5*n],n=1..3)],x = -0.8..0.8);
```



```
> plot([x,fsums[40]],x = -2..2, y=-1..1);
```



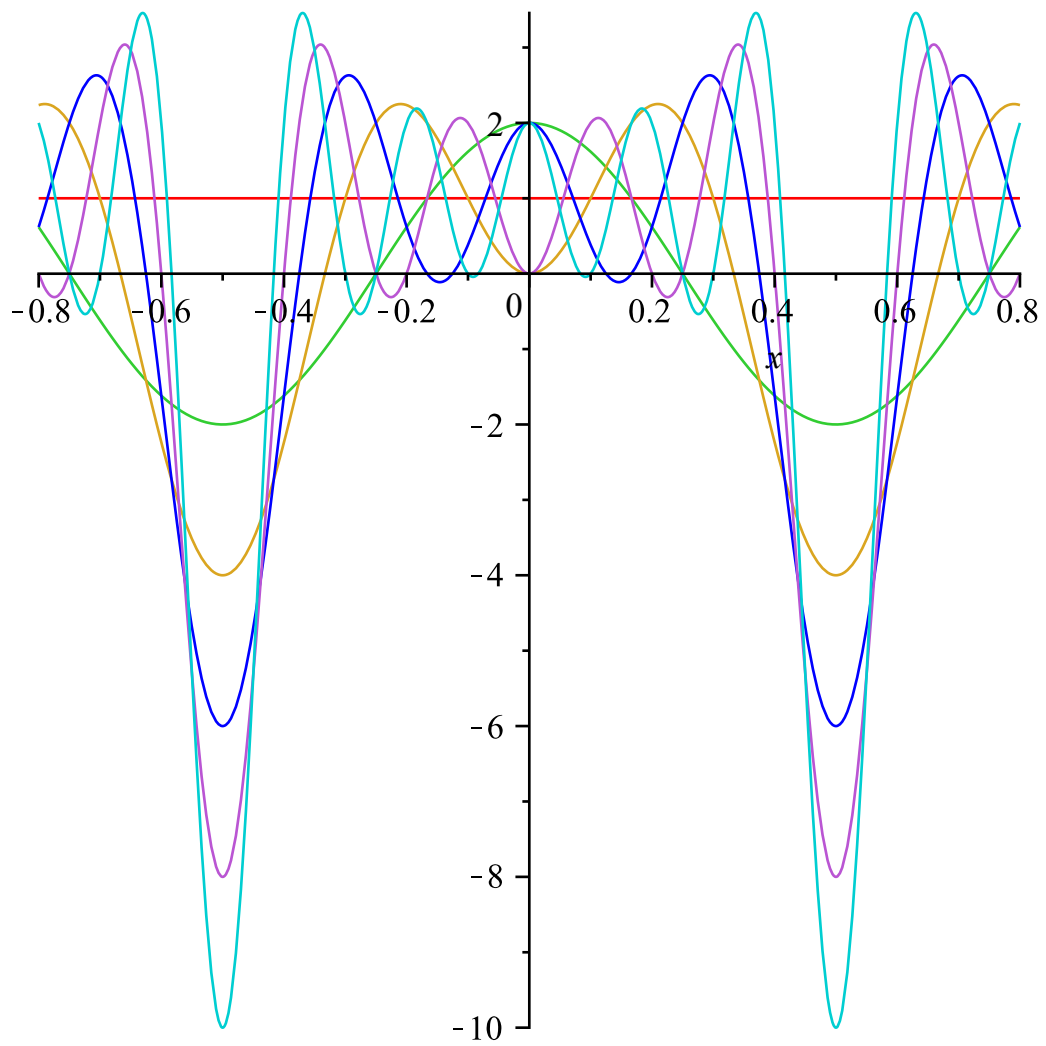
```
> for n from 1 to 50 do fprimesums[n] := diff(fsums[n],x) end do:
```

```
> fprimesums[20];
```

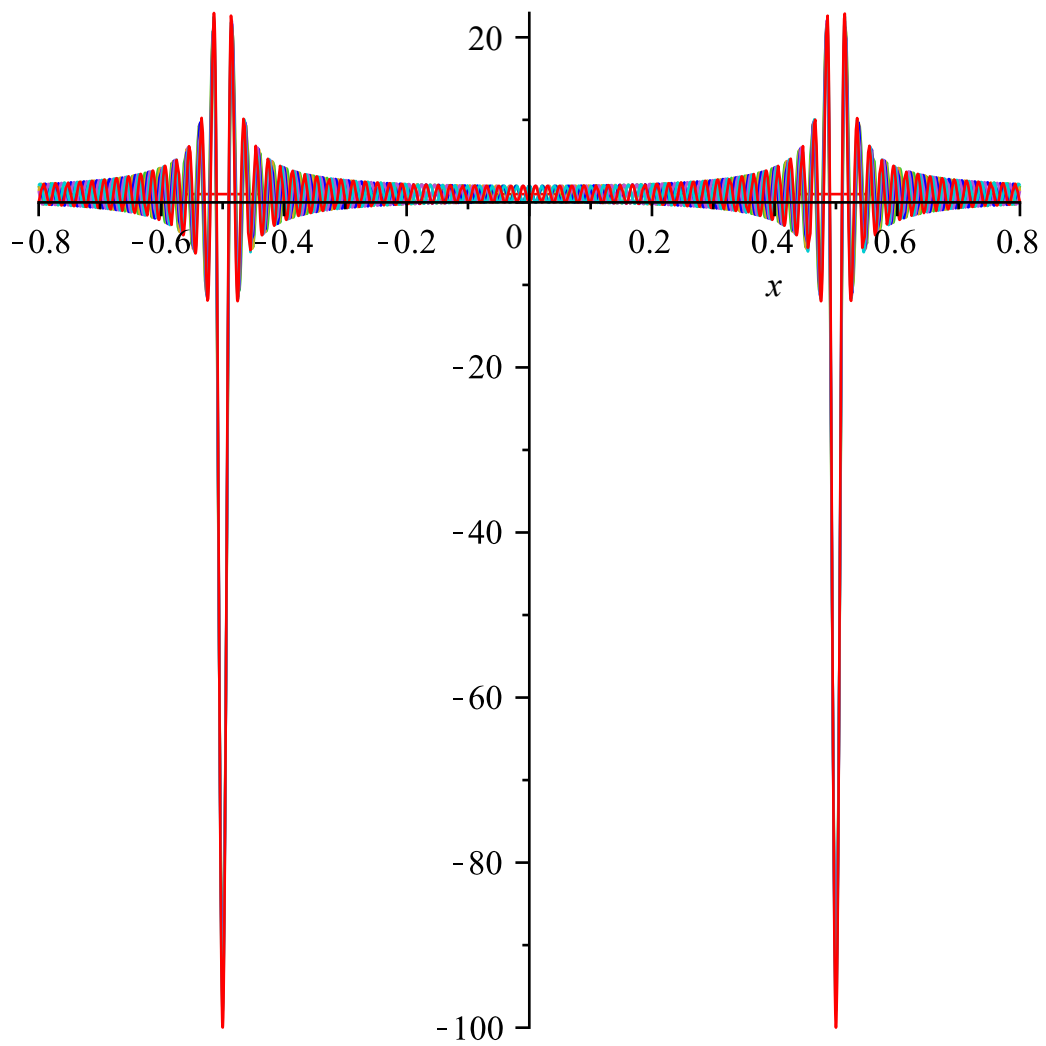
$$\begin{aligned}
 & 2 \cos(2 \pi x) - 2 \cos(4 \pi x) + 2 \cos(6 \pi x) - 2 \cos(8 \pi x) + 2 \cos(10 \pi x) - 2 \cos(12 \pi x) \\
 & + 2 \cos(14 \pi x) - 2 \cos(16 \pi x) + 2 \cos(18 \pi x) - 2 \cos(20 \pi x) + 2 \cos(22 \pi x) \\
 & - 2 \cos(24 \pi x) + 2 \cos(26 \pi x) - 2 \cos(28 \pi x) + 2 \cos(30 \pi x) - 2 \cos(32 \pi x) \\
 & + 2 \cos(34 \pi x) - 2 \cos(36 \pi x) + 2 \cos(38 \pi x) - 2 \cos(40 \pi x)
 \end{aligned}$$

(5)

```
> plot([1,seq(fprimesums[n],n=1..5)],x = -0.8..0.8);
```



```
> plot([1,seq(fprimesums[n],n=45..50)],x = -0.8..0.8);
```



```
> plot([1,seq(fprimesums[n],n=45..50)],x = -0.4..0.4);
```

